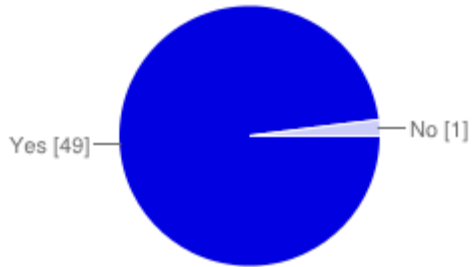


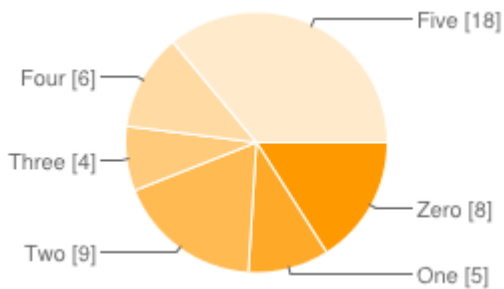
Summary (June 2013. Survey conducted Spring 2013)

Are you currently a member of the Midwest-Great Lakes SER Chapter?



| | | |
|-----|-----------|-----|
| Yes | 49 | 98% |
| No | 1 | 2% |

How many years have you been a member of Midwest-Great Lakes SER Chapter?



| | | |
|-------|-----------|-----|
| Zero | 8 | 16% |
| One | 5 | 10% |
| Two | 9 | 18% |
| Three | 4 | 8% |
| Four | 6 | 12% |
| Five | 18 | 36% |

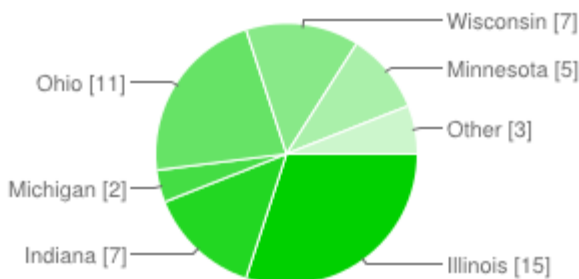
Please indicate which terms below describes you best

| | | |
|--|-----------|-----|
| Practitioner | 11 | 16% |
| Scientist-Researcher | 14 | 20% |
| Combined Practitioner/Scientist | 13 | 19% |
| Educator (Grade school to University) | 16 | 23% |
| Student | 7 | 10% |
| Member of Lay Public (i.e., non-professional such as a volunteer, individual interested in restoring own property, etc.) | 7 | 10% |
| Other | 2 | 3% |

Please indicate which terms below describes your employer or the organization through which you are involved with ecological restoration

| | | |
|---|-----------|-----|
| Academia | 23 | 40% |
| Non-governmental organization (NGO) | 15 | 26% |
| Private for-profit firm | 11 | 19% |
| Federal, state, or county government agency | 5 | 9% |
| Other | 3 | 5% |

Please indicate the state that you currently live in



| | | |
|-----------|-----------|-----|
| Illinois | 15 | 30% |
| Indiana | 7 | 14% |
| Michigan | 2 | 4% |
| Ohio | 11 | 22% |
| Wisconsin | 7 | 14% |
| Minnesota | 5 | 10% |
| Other | 3 | 6% |

Which of our previous Annual Meetings have you attended and/or future meetings do you plan to attend?

| | | |
|------------------------------|-----------|-----|
| Indianapolis, Indiana (2009) | 10 | 10% |
| Madison, Wisconsin (2010) | 14 | 14% |
| Springfield, Illinois (2011) | 12 | 12% |
| Ann Arbor, Michigan (2012) | 16 | 16% |
| Wooster, Ohio (2013) | 25 | 25% |
| St. Paul, Minnesota (2014) | 25 | 25% |

Please rank the time periods below which are usually most convenient for you to attend the MWGL SER Chapter's Annual Meeting.

Early to Mid-March

| | | |
|-----------------------|-----------|-----|
| Most Convenient | 22 | 47% |
| Moderately Convenient | 18 | 38% |
| Least Convenient | 7 | 15% |

Mid to Late March

| | | |
|-----------------------|-----------|-----|
| Most Convenient | 16 | 34% |
| Moderately Convenient | 24 | 51% |
| Least Convenient | 7 | 15% |

Early to Mid-April

| | | |
|-----------------------|-----------|-----|
| Most Convenient | 7 | 15% |
| Moderately Convenient | 22 | 47% |
| Least Convenient | 18 | 38% |

Mid to Late April

| | | |
|-----------------------|-----------|-----|
| Most Convenient | 4 | 9% |
| Moderately Convenient | 22 | 47% |
| Least Convenient | 21 | 45% |

Early to Mid-May

| | | |
|-----------------------|-----------|-----|
| Most Convenient | 9 | 19% |
| Moderately Convenient | 12 | 26% |
| Least Convenient | 26 | 55% |

Mid to Late October

| | | |
|-----------------------|-----------|-----|
| Most Convenient | 16 | 34% |
| Moderately Convenient | 16 | 34% |
| Least Convenient | 15 | 32% |

Early to Mid-November

| | | |
|-----------------------|-----------|-----|
| Most Convenient | 16 | 34% |
| Moderately Convenient | 15 | 32% |
| Least Convenient | 16 | 34% |

Please rank the following items as to their importance when you are deciding on whether or not you will attend the MWGL SER Chapter's Annual Meeting.

- Travel Time

| | | |
|----------------------|-----------|-----|
| Most Important | 22 | 47% |
| Moderately Important | 22 | 47% |
| Least Important | 3 | 6% |

- Distance of meeting from your home

| | | |
|----------------------|-----------|-----|
| Most Important | 21 | 45% |
| Moderately Important | 23 | 49% |
| Least Important | 3 | 6% |

- Cost of registration

| | | |
|----------------------|-----------|-----|
| Most Important | 10 | 21% |
| Moderately Important | 25 | 53% |
| Least Important | 12 | 26% |

- Food and Lodging costs

| | | |
|----------------------|-----------|-----|
| Most Important | 5 | 10% |
| Moderately Important | 30 | 63% |
| Least Important | 13 | 27% |

- Topics of plenary sessions/workshops

| | | |
|----------------------|-----------|-----|
| Most Important | 30 | 64% |
| Moderately Important | 13 | 28% |
| Least Important | 4 | 9% |

- Field trips

| | | |
|----------------------|-----------|-----|
| Most Important | 9 | 19% |
| Moderately Important | 20 | 42% |
| Least Important | 19 | 40% |

- Speakers

| | | |
|----------------------|-----------|-----|
| Most Important | 26 | 55% |
| Moderately Important | 15 | 32% |
| Least Important | 6 | 13% |

- Whether you are making a presentation (oral paper or poster)

| | | |
|----------------------|-----------|-----|
| Most Important | 23 | 49% |
| Moderately Important | 10 | 21% |
| Least Important | 14 | 30% |

Rate the items given below for their importance to affect the science and/or practice of restoration ecology in the future:

- Global climate change

| | | |
|-----------------|-----------|-----|
| Strong affect | 37 | 76% |
| Moderate affect | 11 | 22% |
| Weak affect | 1 | 2% |

- Invasive species

| | | |
|-----------------|-----------|-----|
| Strong affect | 44 | 90% |
| Moderate affect | 5 | 10% |
| Weak affect | 0 | 0% |

- Diminishing free ecosystem services

| | | |
|-----------------|-----------|-----|
| Strong affect | 18 | 37% |
| Moderate affect | 26 | 53% |
| Weak affect | 5 | 10% |

- Mitigating effects of urban development

| | | |
|-----------------|-----------|-----|
| Strong affect | 26 | 53% |
| Moderate affect | 19 | 39% |
| Weak affect | 4 | 8% |

- Sustainability of agriculture

| | | |
|-----------------|-----------|-----|
| Strong affect | 14 | 29% |
| Moderate affect | 24 | 49% |
| Weak affect | 11 | 22% |

- Mitigating effects of agriculture

| | | |
|-----------------|-----------|-----|
| Strong affect | 15 | 31% |
| Moderate affect | 27 | 55% |
| Weak affect | 7 | 14% |

- Funding

| | | |
|-----------------|-----------|-----|
| Strong affect | 35 | 71% |
| Moderate affect | 13 | 27% |
| Weak affect | 1 | 2% |

- Restoring habitats for native species

| | | |
|-----------------|-----------|-----|
| Strong affect | 34 | 69% |
| Moderate affect | 14 | 29% |
| Weak affect | 1 | 2% |

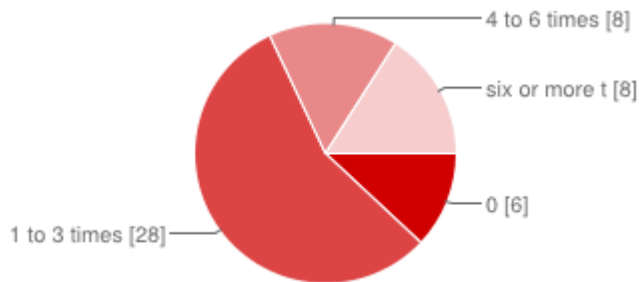
- Integrating non-native species into restorations

| | | |
|-----------------|-----------|-----|
| Strong affect | 11 | 22% |
| Moderate affect | 18 | 37% |
| Weak affect | 20 | 41% |

- Public support

| | | |
|-----------------|-----------|-----|
| Strong affect | 30 | 63% |
| Moderate affect | 16 | 33% |
| Weak affect | 2 | 4% |

How often do you visit the Chapter website during a year?



| | | |
|-------------------|-----------|-----|
| 0 | 6 | 12% |
| 1 to 3 times | 28 | 56% |
| 4 to 6 times | 8 | 16% |
| six or more times | 8 | 16% |

Please Indicate why you visit the website.

| | | |
|---|-----------|-----|
| To obtain the Chapter Newsletter | 21 | 23% |
| Obtain information about the Annual Chapter Meeting | 33 | 36% |
| Learn about research studies | 11 | 12% |
| Obtain information about chapter activities | 21 | 23% |
| Other | 5 | 5% |

What information would be helpful to you if it was available on the website?

| | | |
|--|-----------|-----|
| Contact information for practitioners that carry out ecological restoration and the services they provide | 32 | 20% |
| Links to websites that provide information related to restoration of specific ecosystems, basic ecology, and/or control of invasive species | 31 | 20% |
| Regional Meetings and events related to ecological restoration | 36 | 23% |
| Listing of publications related to specific restoration related activities (i.e., new regulations, best practices, new methods, monitoring methods, adaptive management, etc.) | 34 | 22% |
| Posting of jobs in ecological restoration | 24 | 15% |
| Other | 1 | 1% |

What three words or phrases would you choose to provide the best description of the organizational values of the MWGL Chapter of SER?

| | | |
|--|-----------|-----|
| Collaborative (Teamwork) | 26 | 19% |
| Inclusive (interdisciplinary, practitioners, etc.) | 35 | 26% |
| Scientific | 34 | 25% |
| Innovative | 6 | 4% |
| Educational | 29 | 21% |
| Sustainable | 2 | 1% |
| Proactive | 5 | 4% |

Please select or describe what you think are the three most important benefits or services that the MWGL SER Chapter should provide in the future:

| | | |
|--|-----------|-----|
| Information on job opportunities | 11 | 7% |
| Networking opportunities | 34 | 22% |
| Presentation opportunities | 10 | 6% |
| Advertising opportunities | 0 | 0% |
| Training/continuing education opportunities | 34 | 22% |
| Information on funding opportunities | 15 | 10% |
| Opportunity to interact with others interested in ecological restoration | 37 | 24% |
| Information on technical assistance | 9 | 6% |
| Other | 6 | 4% |

Rank the new programs / activities that the Board of Directors should initiate on behalf of the Midwest-Great Lakes SER Chapter members?

- A project before/after/issues section on website for member submittals

| | | |
|-------------------|----|-----|
| High Priority | 11 | 22% |
| Moderate Priority | 27 | 55% |
| Low Priority | 11 | 22% |

- Special issue of Ecological Restoration or Restoration Ecology on Great Lakes

| | | |
|-------------------|----|-----|
| High Priority | 12 | 24% |
| Moderate Priority | 29 | 59% |
| Low Priority | 8 | 16% |

- Publications on regional restoration topics (i.e., books, technical reports, peer review manuscripts)

| | | |
|-------------------|----|-----|
| High Priority | 17 | 35% |
| Moderate Priority | 26 | 53% |
| Low Priority | 6 | 12% |

- A mini-grant program (~2k/yr) to support the development of regional publications

| | | |
|-------------------|----|-----|
| High Priority | 12 | 24% |
| Moderate Priority | 28 | 57% |
| Low Priority | 9 | 18% |

- Online webinars on regional restoration issues, methods, practices, and/or research [Rank the new programs / activities that the Board of Directors should initiate on behalf of the Midwest-Great Lakes SER Chapter members?]

| | | |
|-------------------|----|-----|
| High Priority | 23 | 47% |
| Moderate Priority | 16 | 33% |
| Low Priority | 10 | 20% |

- Mini-grant program (~2k/yr) to support research internships

| | | |
|-------------------|----|-----|
| High Priority | 16 | 33% |
| Moderate Priority | 28 | 57% |
| Low Priority | 5 | 10% |

- Proactive effort to post timely regional jobs links

| | | |
|-------------------|----|-----|
| High Priority | 19 | 39% |
| Moderate Priority | 17 | 35% |
| Low Priority | 13 | 27% |

- Rotating highlights of regional restoration organizations on website

| | | |
|-------------------|-----------|-----|
| High Priority | 17 | 35% |
| Moderate Priority | 20 | 41% |
| Low Priority | 12 | 24% |

- Online courses and reference materials to support grant-writing

| | | |
|-------------------|-----------|-----|
| High Priority | 11 | 22% |
| Moderate Priority | 27 | 55% |
| Low Priority | 11 | 22% |

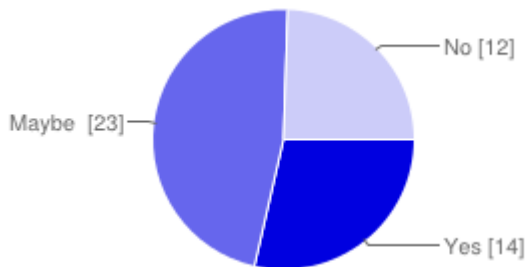
- Sponsoring of regional field trips to restoration sites outside of the Annual Meeting

| | | |
|-------------------|-----------|-----|
| High Priority | 18 | 37% |
| Moderate Priority | 19 | 39% |
| Low Priority | 12 | 24% |

- Publishing position papers/white papers on regional advocacy concerns that arise (legislative, regulatory, public policy, etc.) perhaps with the guidance of our chapter board's representative from each state

| | | |
|-------------------|-----------|-----|
| High Priority | 21 | 44% |
| Moderate Priority | 17 | 35% |
| Low Priority | 10 | 21% |

Are you willing to help with the activity (ies) you ranked as high priority above?



| | | |
|-------|-----------|-----|
| Yes | 14 | 29% |
| Maybe | 23 | 47% |
| No | 12 | 24% |